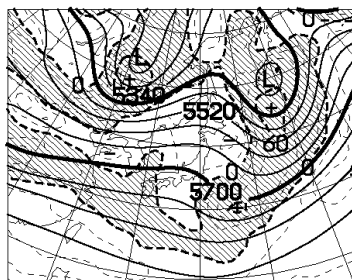


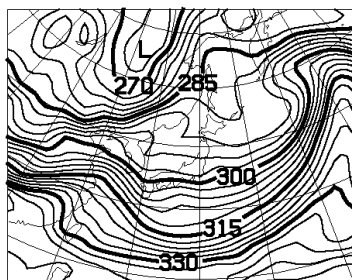
週間予報支援図 (アンサンブル) 2018年11月12日12UTC

500hPa高度及び渦度



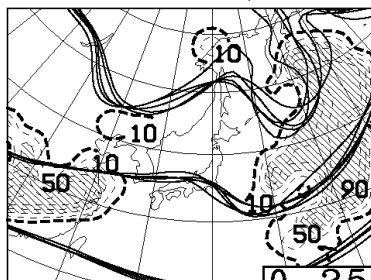
18/11/15/12UTC (T=72)

850hPa相当温位

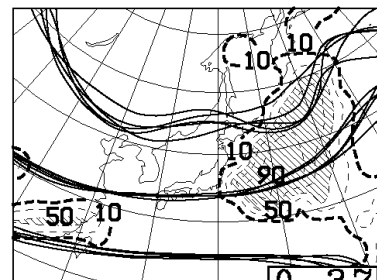


18/11/15/12UTC (T=72)

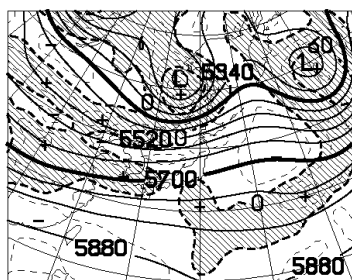
500hPa特定高度線, 降水量予想頻度分布(%)及びスプレッド



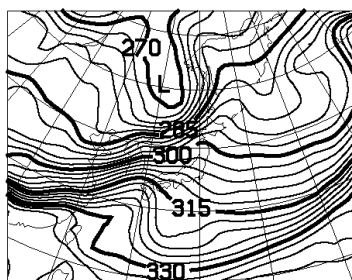
18/11/15/12UTC (T=72)



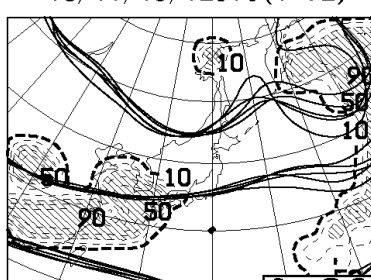
18/11/18/12UTC (T=144)



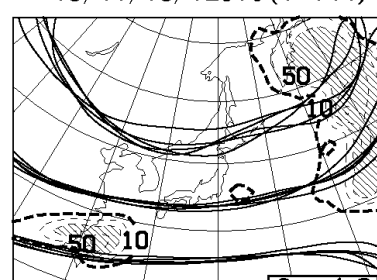
18/11/16/12UTC (T=96)



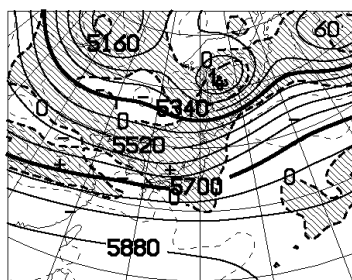
18/11/16/12UTC (T=96)



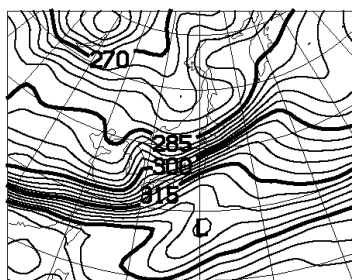
18/11/16/12UTC (T=96)



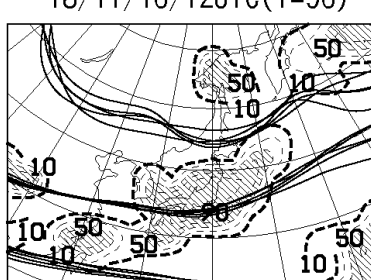
18/11/19/12UTC (T=168)



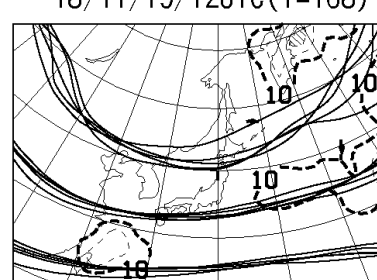
18/11/17/12UTC (T=120)



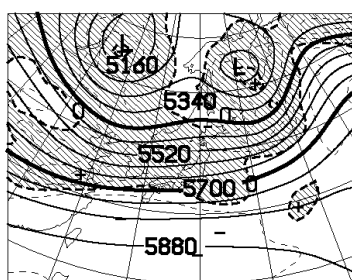
18/11/17/12UTC (T=120)



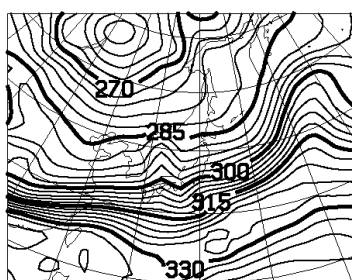
18/11/17/12UTC (T=120)



18/11/20/12UTC (T=192)

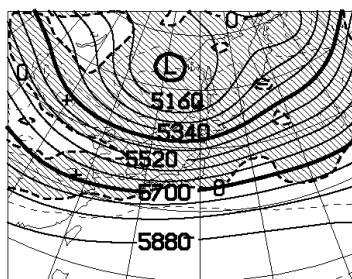
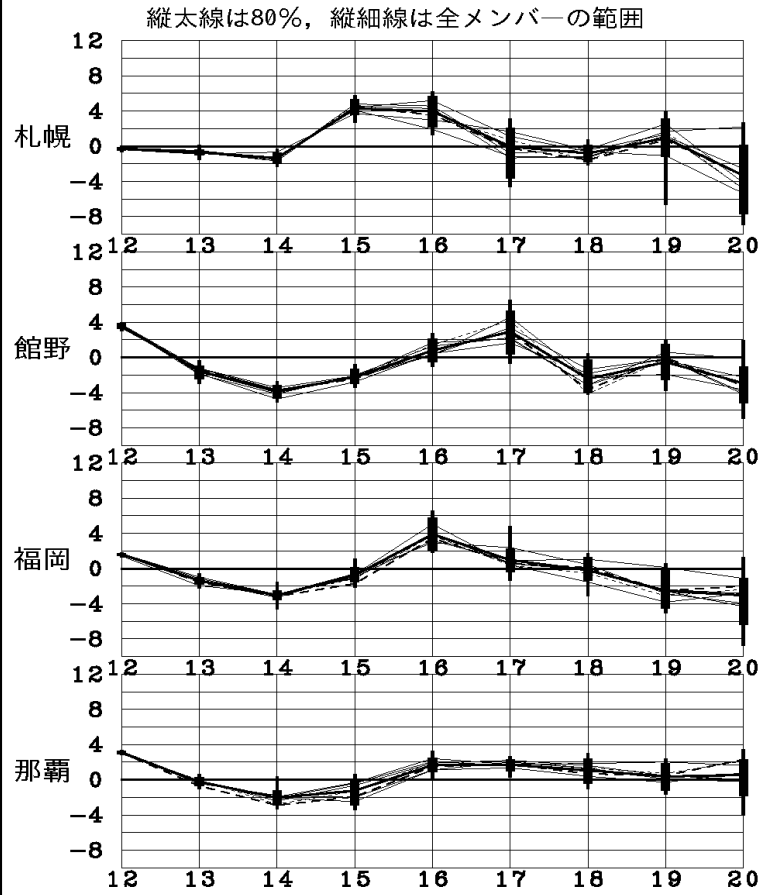


18/11/18/12UTC (T=144)

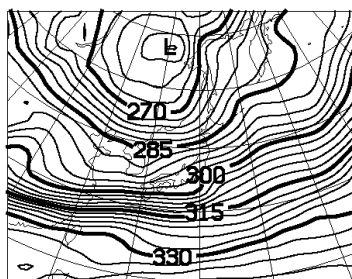


18/11/18/12UTC (T=144)

850hPaにおける気温偏差予想 (クラスター平均)
縦太線は80%, 縦細線は全メンバーの範囲



18/11/20/12UTC (T=192)



18/11/20/12UTC (T=192)